



Please write clearly in block capitals.

Centre number

--	--	--	--	--

Candidate number

--	--	--	--

Surname

Forename(s)

Candidate signature

I declare this is my own work.

A-level PHYSICS

Paper 3 Section B Astrophysics

Monday 17 June 2024

Morning

Time allowed: The total time for both sections of this paper is 2 hours. You are advised to spend approximately 50 minutes on this section.

Materials

For this paper you must have:

- a pencil and a ruler
- a scientific calculator
- a Data and Formulae Booklet
- a protractor.

Instructions

- Use black ink or black ball-point pen.
- Fill in the boxes at the top of this page.
- Answer **all** questions.
- You must answer the questions in the spaces provided. Do not write outside the box around each page or on blank pages.
- If you need extra space for your answer(s), use the lined pages at the end of this book. Write the question number against your answer(s).
- Do all rough work in this book. Cross through any work you do not want to be marked.
- Show all your working.

Information

- The marks for questions are shown in brackets.
- The maximum mark for this paper is 35.
- You are expected to use a scientific calculator where appropriate.
- A Data and Formulae Booklet is provided as a loose insert.

For Examiner's Use

Question	Mark
1	
2	
3	
4	
TOTAL	



J U N 2 4 7 4 0 8 3 B A 0 1

1B/M/Jun24/E6

7408/3BA

Section B

Answer **all** questions in this section.

0 1

A student uses a refracting telescope in normal adjustment to make observations of Jupiter.

The telescope has an angular magnification of 75

0 1 . 1

The eyepiece has a focal length of 22 mm.

Determine the distance between the eyepiece and the objective lens.

[2 marks]

distance = _____ m

0 1 . 2

When viewed through the telescope, the image of Jupiter subtends an angle of 1.7×10^{-2} rad.

Calculate, in km, the distance between the Earth and Jupiter.

mean radius of Jupiter = 7.0×10^4 km

[2 marks]

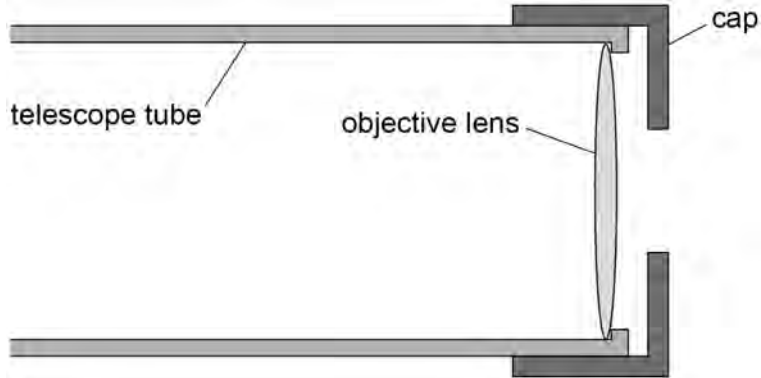
distance = _____ km



The student places a cap over one end of the telescope. The cap has a circular hole in its centre.

Figure 1 shows the end of the telescope, the objective lens and the cap.

Figure 1



0 1 . 3

State and explain the effect that the addition of the cap has on the chromatic aberration caused by the lens.

[3 marks]

0 1 . 4

Explain **two** other effects that the addition of the cap has on the image of Jupiter.

[4 marks]

1 _____

2 _____

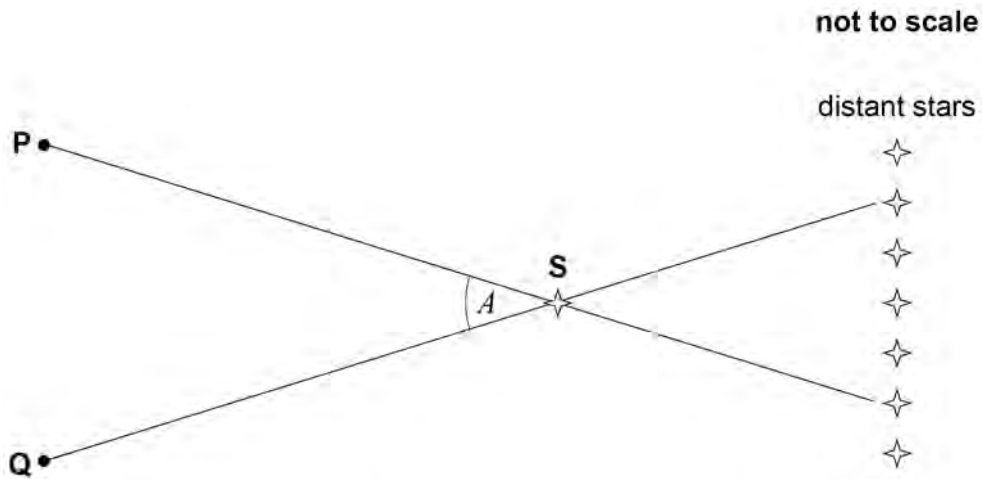


0 2

The apparent change in position of a nearby star relative to distant stars is due to an effect known as parallax.

Figure 2 shows how parallax arises. As the Earth moves from point **P** to point **Q**, an observer on the Earth sees the position of a nearby star **S** change in relation to distant stars.

Figure 2



Angle A is the parallax angle. This angle can be used to determine the distance to a nearby star, provided that the relative motion between the star and the Sun is negligible between observations.

0 2 . 1

The distance from the Sun to **S** is 79 ly.
The Earth takes 6 months to move from point **P** to point **Q**.

Calculate, in degrees, angle A .

[2 marks]

$$A = \underline{\hspace{2cm}}^{\circ}$$



0 2 . 2

Parallax is used to determine the distance to a different star. Observations of the star produce the following data:

distance determined using parallax = 0.40 pc

apparent magnitude = 13.5

absolute magnitude = 16.7

An astronomer suggests that the star moved significantly relative to the Sun between the two parallax observations.

Discuss whether this suggestion is valid.

[4 marks]

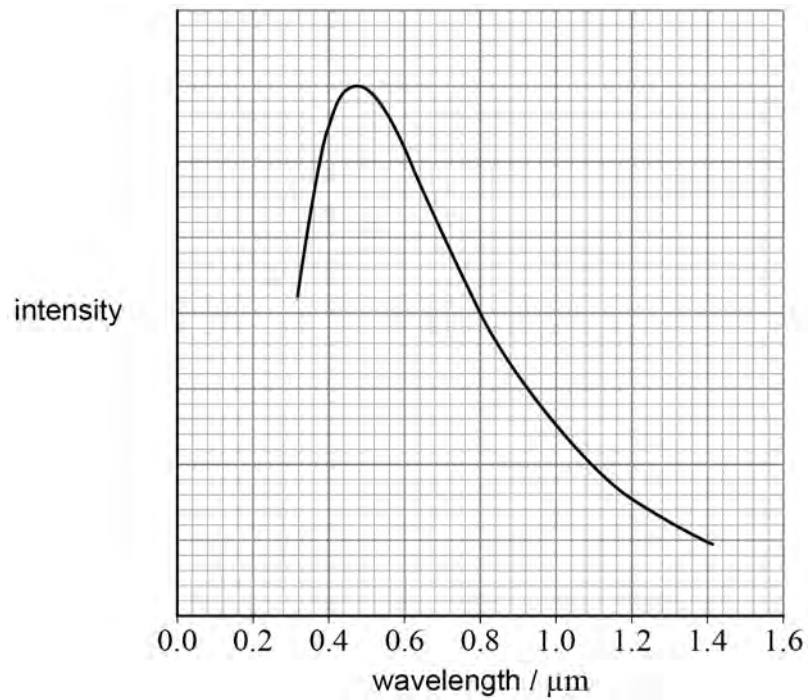
6

Turn over ►



0 3 . 1 Figure 3 shows the variation of intensity with wavelength for a star.

Figure 3



Show that **Figure 3** is consistent with a black-body temperature of about 6.0×10^3 K.
[2 marks]

0 3 . 2 The radius of the star is 9.6×10^6 m.

Calculate the power output of the star.

[2 marks]

power output = _____ W



0 3 . 3

Which row gives the type and spectral class of the star?

Tick (✓) **one** box.**[1 mark]**

Type of star	Spectral class	
white dwarf	F	<input type="checkbox"/>
main sequence	G	<input type="checkbox"/>
red giant	K	<input type="checkbox"/>
main sequence	F	<input type="checkbox"/>
red giant	G	<input type="checkbox"/>
white dwarf	K	<input type="checkbox"/>

0 3 . 4

The light from the star passes through an interstellar dust cloud before reaching Earth. The reduction in intensity when light passes through a dust cloud is assumed to be inversely proportional to the wavelength of the light.

An astronomer on the Earth estimates the black-body temperature of the star.

Discuss the effect that the dust cloud has on this estimate.

[2 marks]

Turn over ►

There are no questions printed on this page

*Do not write
outside the
box*

**DO NOT WRITE ON THIS PAGE
ANSWER IN THE SPACES PROVIDED**



0 4

The Earth is in the galaxy known as the Milky Way. The Andromeda Galaxy is one of the closest galaxies to the Milky Way.

0 4 . 1

The Andromeda Galaxy approaches the Milky Way at a speed of 110 km s^{-1} . The distance between the galaxies is 770 kpc.

Discuss whether these data can be used to estimate an age for the Universe.

[2 marks]

0 4 . 2

There is a supermassive black hole at the centre of the Andromeda Galaxy. The mass of this black hole is 1.60×10^8 solar masses.

Calculate the radius of the event horizon of this black hole.
State an appropriate unit for your answer.

[3 marks]

radius = _____

unit = _____

Question 4 continues on the next page**Turn over ►**

There are no questions printed on this page

*Do not write
outside the
box*

**DO NOT WRITE ON THIS PAGE
ANSWER IN THE SPACES PROVIDED**



There are no questions printed on this page

*Do not write
outside the
box*

**DO NOT WRITE ON THIS PAGE
ANSWER IN THE SPACES PROVIDED**

Copyright information

For confidentiality purposes, all acknowledgements of third-party copyright material are published in a separate booklet. This booklet is published after each live examination series and is available for free download from www.aqa.org.uk.

Permission to reproduce all copyright material has been applied for. In some cases, efforts to contact copyright-holders may have been unsuccessful and AQA will be happy to rectify any omissions of acknowledgements. If you have any queries please contact the Copyright Team.

Copyright © 2024 AQA and its licensors. All rights reserved.



1 6



2 4 6 A 7 4 0 8 / 3 B A

IB/M/Jun24/7408/3BA